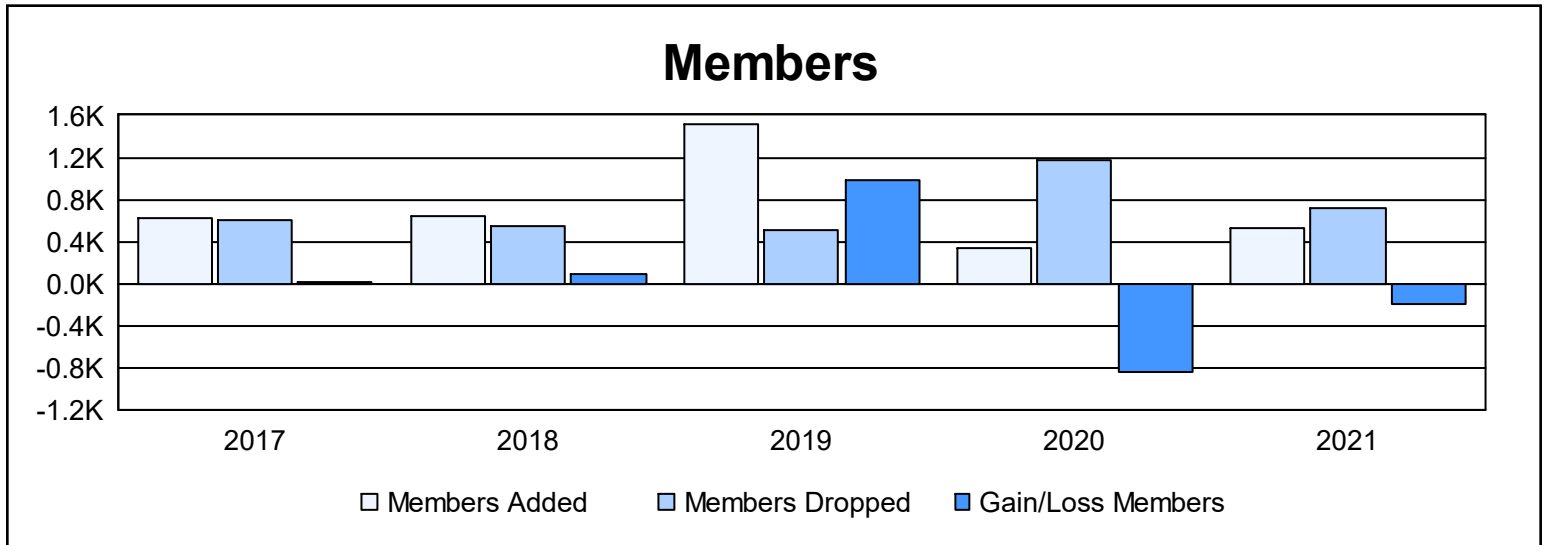
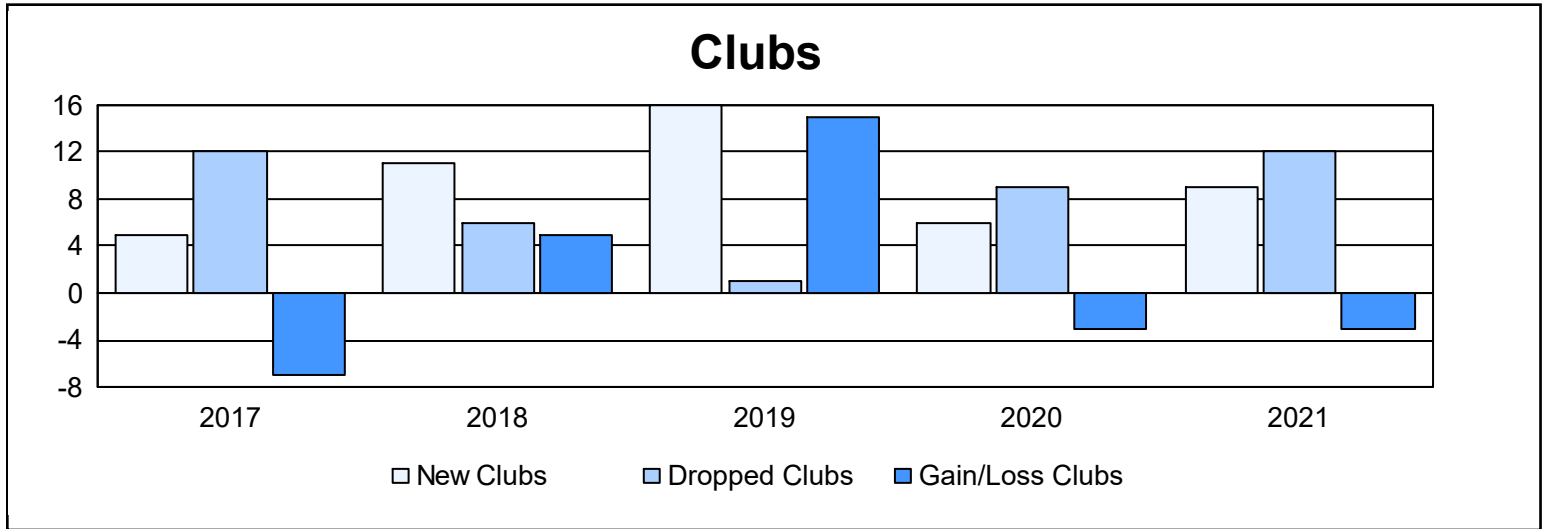
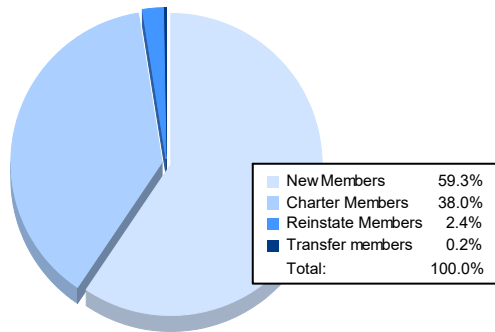


Year	New Clubs	Dropped Clubs	Gain/ Loss Clubs	New Members	Charter Members	Reinstate Members	Transfer Members	Total Member Added	Total Members Dropped	Gain/ Loss Members
2016-2017	5	12	-7	448	142	29	0	619	597	22
2017-2018	11	6	5	391	236	18	0	645	549	96
2018-2019	16	1	15	894	483	63	65	1,505	514	991
2019-2020	6	9	-3	161	138	15	16	330	1,178	-848
2020-2021	9	12	-3	315	202	13	1	531	719	-188
<b>Average</b>	<b>9</b>	<b>8</b>	<b>1</b>	<b>442</b>	<b>240</b>	<b>28</b>	<b>16</b>	<b>726</b>	<b>711</b>	<b>15</b>



### Membership Composition June 2021 Cumulative



### Gender Composition June 2021 Cumulative

